

1. Gateway & Bridge Series
2. Dimming Series
3. Relay Series
4. Climate Series
5. Guest Room Series
6. Human Interface Series

| 7. I/O SERIES

7.6 5 in 1 Multisensor, Indoor Ceiling MS054IC

8. Power Supply Series
9. Multiroom Audio Series
10. Motorization Series



I DESCRIPTION

The Green IoT CONTROLS (Green IoT) MS054IC 5 in 1 Multisensor, Indoor Ceiling is a GreenBUS I/O device that allows powerful control and sensing features.

It has an LED indicator (green) that are configurable in different combinations to suit the user's needs and indicate the status of the device sensors.

It comes with a built-in PIR sensor, LUX sensor, tamper switch, 2 digital inputs and a 12V output.

The multisensor can allow the control of lighting, curtains, climate control, audio, TV/DVD, security and many others.

Additionally, and aside from controlling individual channels it allows group control of Zone and Category.

It also incorporates advanced control features of Scene, Sequence, Timer and Event.

Built-in Event engine that support up to 32 Events, each event can include up to 8 triggers, 8 conditions and 128 actions.

The module is also coming with a DIP switch that allows the Green IoT wired module to be Blue IoT CONTROLS (Blue IoT) ready enabling it to wirelessly join our meshed network system using the Green/Blue Bridge.

I DEVICE FEATURES

PIR Motion sensor.

Tamper switch.

Light level sensor (range 0-2000 Lux).

Provides 2 x Digital input channels for connecting other sensors like door/window contacts and a 12V output.

Plastic mask can be optionally used to reduce motion detection angle.

LED status indicator (green), which can indicate the status of the devices sensors.

False trigger feature to save energy wastage.

Pre-warning feature to alert occupant before turning lights off.

Eye strain protection feature.

Provide integration with security and safety systems.

Supports Zone, Category, Scene, Sequence, Timer and Event control.

Up to 512 actions can be stored.

Incorporates Zone and Category grouping.

Built-in Timer engines supporting up 16 Timers.

Built-in Event engine supporting up to 32 Events with up to 8 triggers, 8 conditions and 128 actions.

32 Flags can be defined to be used as triggers and/or conditions for Event engine.

Programmable onsite or offsite via Smart IoT CONTROLS Configuration Client Software.

Programmed variables are stored in nonvolatile memory and are retained in case of loss of mains or GreenBUS power.

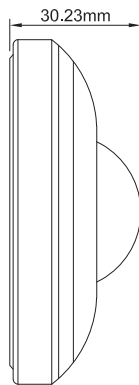
Supports online upgrade.

CE & RoHs certified.

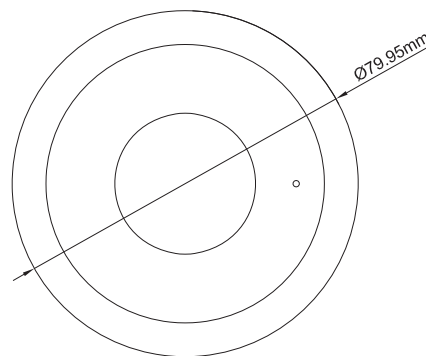
TECHNICAL SPECIFICATIONS

Operation Voltage:	DC 24V ±10% (BUS Powered)
Power Consumption:	28mA ±10%
Channel:	2 Digital inputs (dry contact), 12V
Working Temperature:	0°C ~ +55°C
Storage Temperature:	-10°C ~ +55°C
Working Humidity:	20% ~ 90%
Storage Humidity:	10% ~ 90%
Color:	White
Installation:	Indoor Ceiling
Device Dimension:	79.95x79.95x30.23mm (WxHxD)
Packing Dimension:	120x115x65mm (WxHxD)
Net Weight:	55g
Gross Weight:	95g
Operation and Display:	Red and Green LED, for displaying the physical status
CE Mark:	In accordance with EMC and LVD
Protection Class:	IP20, EN60 529

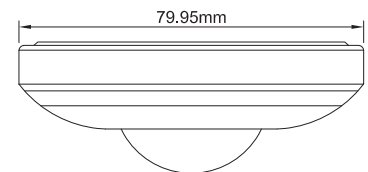
DIMENSIONS



Side View



Front View



Top View

I INSTALLATION

Step 1:

Connect the wires to the device plugin terminals and screw the base to ceiling (see Figure 1).

Step 2:

Place the cover on the base using the guiding slots and rotate to secure it in place (see Figure 1).

Step 3:

Wire other terminals end wires in accordance with wiring diagram (see Figure 2).

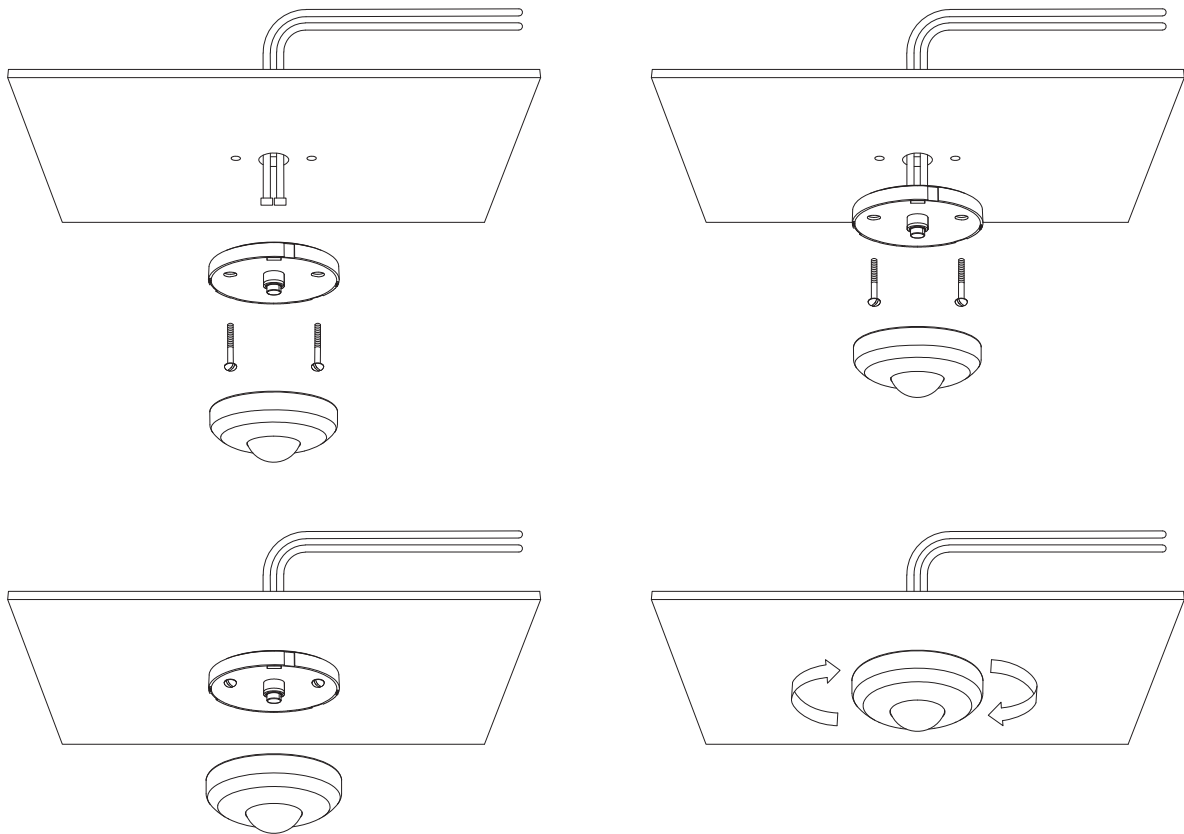


Figure 1

WIRING DIAGRAM

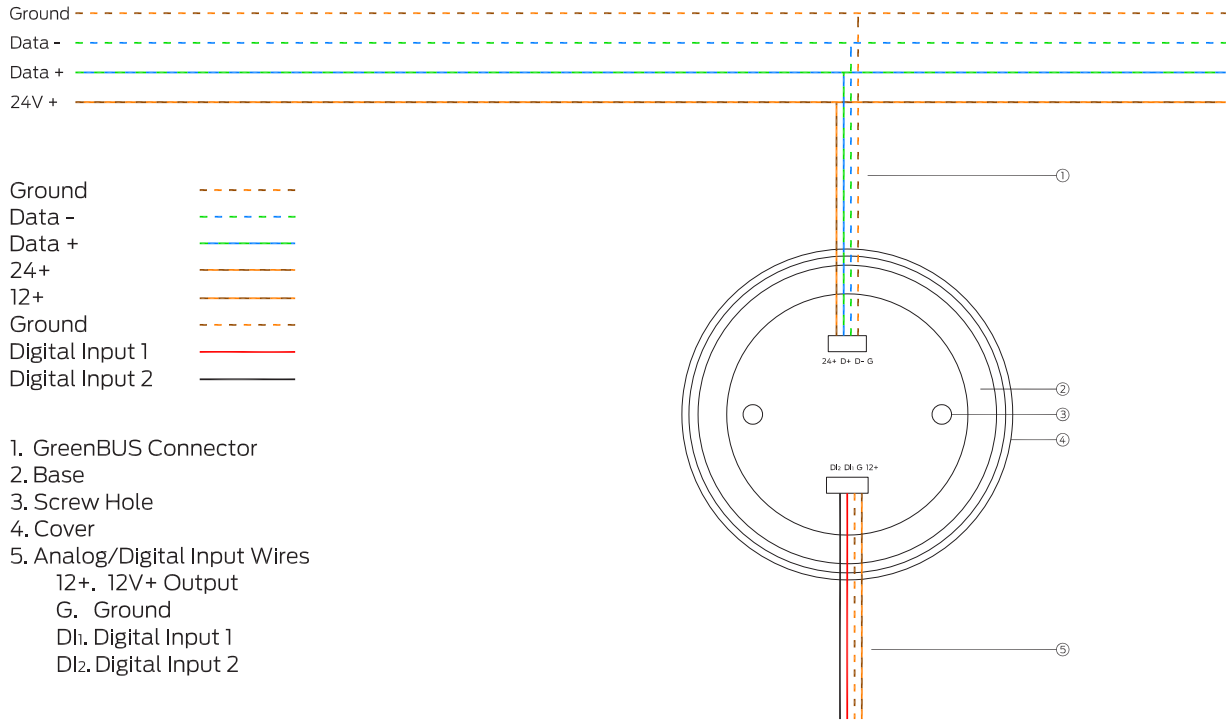


Figure 2: Wiring Diagram

RECOMMENDED CABLES

Module power input cable:

2.0mm² electrical copper wire.

Load output wire:

2.0mm² electrical copper wire.

Recommended cable configuration:

- GND = Brown and White + Orange and White
- B-(B)= Blue and White + Green and White
- B+(A)= Blue + Green
- 24V = Brown + Orange

