

1. Gateway & Bridge Series

2. DIMMING SERIES

2.13 Dimmer Meshed Socket 1CH, 1.2A DMS112A

3. Relay Series
4. Climate Series
5. Guest Room Series
6. Human Interface Series
7. I/O Series
8. Power Supply Series
9. Multiroom Audio Series
10. Motorization Series



| DESCRIPTION

The Blue IoT CONTROLS (Blue IoT) DMS112A Dimmer Meshed Socket 1CH, 1.2A is a BlueBUS 1 channel output device with a maximum control load of 1.2A per channel. Known commonly as a universal dimmer.

The channel is equipped with a built-in current sensor for individual energy monitoring and reporting.

The module is provided with a status LED to indicate the load status and can be used to identify the module during system configuration. For ease of installation the module is a direct DIY plug-in type.

The module comes equipped with a push button switch that allows local control of connected circuits/ devices and for installation and testing.

| DEVICE FEATURES

BlueBUS wireless structured meshed interface.

Provides 1 x 1.2A dimming output channel.

Supports conventional, electronic transformer and Liner dimmable LED and CFL bulb.

Algorithms ensure that lights do not flicker due to signal injections (noise) on the mains.

Incorporates a customizable (in seconds) Soft On and Soft Off feature.

Incorporates a push button switch that allows local control of connected circuits/devices and for installation and testing.

The module is a direct DIY plug-in type.

Incorporates current detection, overload, overheat and short circuit protection (fuse).

LED indicates module link and health and load status.

Remembers last known state at the hour in the event of power loss.

Incorporates Zone and Category grouping.

Built-in Scene and Timer engines supporting up to 32 Scenes and 16 Timers.

Built-in Event engine supporting up to 32 Events with up to 8 triggers, 8 conditions and 128 actions (not exceeding 512 actions per module).

32 Flags can be defined to be used as triggers and/or conditions for Event engine.

Programmable onsite or offsite via Smart IoT CONTROLS Configuration Client Software.

Programmed variables are stored in nonvolatile memory and are retained in case of loss of mains.

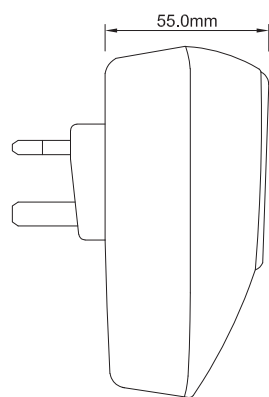
Supports local upgrade.

CE & RoHs certified.

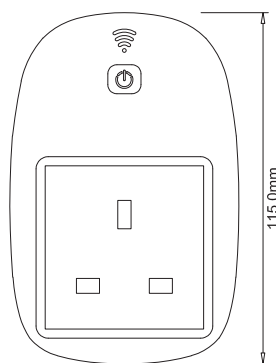
TECHNICAL SPECIFICATIONS

Processor:	1.8MHz, Flashless, 200Kbyte RAM
Memory:	16MByte SPIFI Serial Flash
Additional Solid-state Memory:	8GByte (expandable as needed)
Ethernet:	RJ45 10/100Mbit Ethernet
Operation Voltage:	DC 24V ±10% (BUS Powered)
Power Consumption:	Approximately 75mA
Working Temperature:	0°C ~ +55°C
Storage Temperature:	-10°C ~ +55°C
Working Humidity:	20% ~ 90%
Storage Humidity:	10% ~ 90%
Installation:	35mm DIN rail mounting, EN50022
Communication	RS485, TCP/UDP/IP
Module Dimension:	55.78x116.3x80.3mm (WxHxD)
Packing Dimension:	65x125x90mm (WxHxD)
Net Weight:	145g
Gross Weight:	180g
Protection Class:	IP20, EN60 529

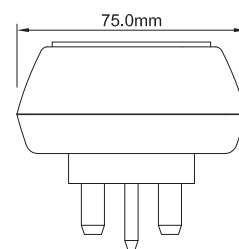
DIMENSIONS



Side View



Front View



Top View

INSTALLATION

Step 1:

Turn the wall socket switch off (see Figure 1).

Step 2:

Plug the module to the wall socket switch (see Figure 1).

Step 3:

Plug the load to be controlled to the module and then turn the wall socket switch on (see Figure 1).

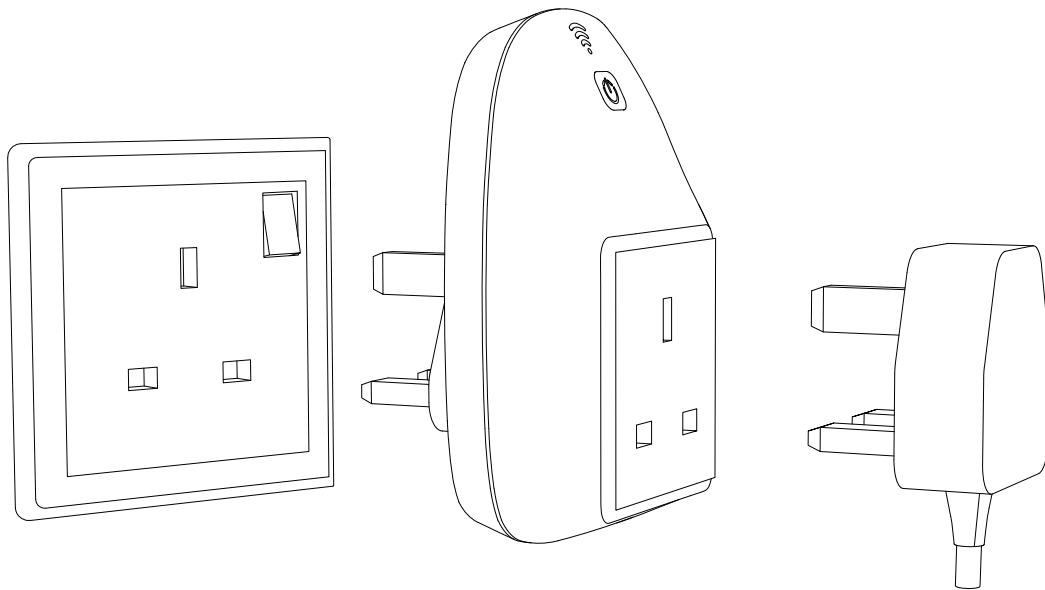


Figure 1

WIRING DIAGRAM

RECOMMENDED CABLES

Module power input cable:

2.0mm² electrical copper wire.

Load output wire:

2.0mm² electrical copper wire.